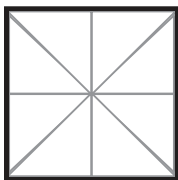
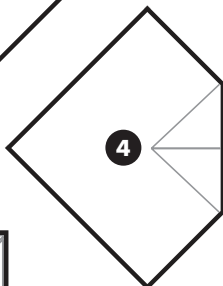
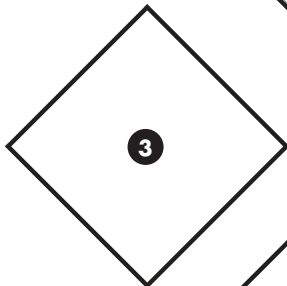
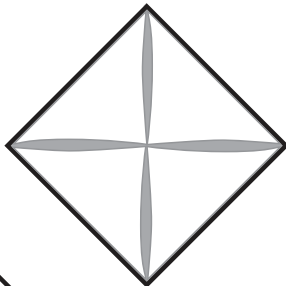
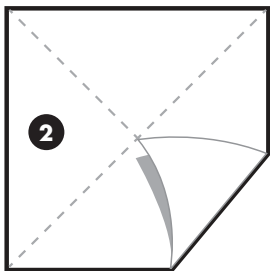





WHAT DOES YOUR TOMMOROW HOLD?

Follow the instructions below to make your own future teller game.

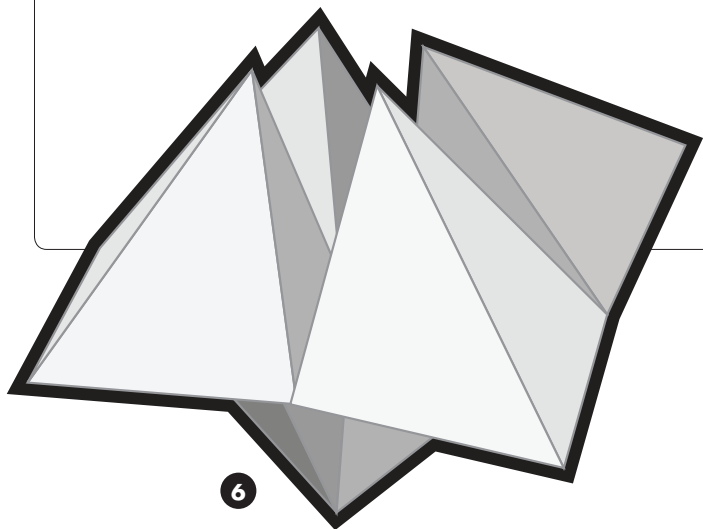


5

6

INSTRUCTIONS

- 1 Cut out the square and flip it over.
- 2 With the blank side up, fold each of the corners into the center as shown
- 3 Flip the new folded square over
- 4 Fold the corners into the center once again.
- 5 Fold the paper in half and insert your fingers into the flaps and open them up.
- 6 Pick a number to see what your future holds.





WHAT DOES YOUR TOMMOROW HOLD?

Learn how to use your newly constructed future teller.

HOW TO PLAY

- 1 Have someone pick a character.
- 2 Spell out the name of the character while alternately pinching and opening the teller for each letter, leaving the teller open so that the numbers are visible.
- 3 Have the person select a number.
- 4 Pinch and open the teller the number of times to match the number chosen by the person, again stopping with the future teller open.
- 5 The person select another number, then fold back the paper to reveal the letter beneath that number.
- 6 The fortunes below correspond to the selected letter. For added fun, write your own fortunes to go with each letter.

YOUR FORTUNES

- A** Your future looks bright.
- B** Prepare for an unexpected journey.
- C** Things are not what they appear.
- D** Dance like a robot.
- E** Your next flight will be exciting.
- F** Have faith in your abilities.
- G** If it's important to you, you will find a way.
- H** You could invent something great.

CREATE YOUR OWN

- A** _____
- B** _____
- C** _____
- D** _____
- E** _____
- F** _____
- G** _____
- H** _____



WHAT DOES YOUR TOMMOROW HOLD?

FUTURE TELLER GAME

DAVID

CASEY

A

B

H

C

G

D

F

E

ATHENA

FRANK

Disney
TOMORROWLAND
REMEMBER THE FUTURE MAY 22

PG

Disney
TOMORROWLAND

REMEMBER THE FUTURE MAY 22